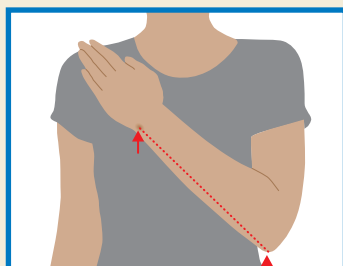


## Alternative measurements: instructions and tables

If height cannot be obtained, use length of forearm (ulna) to calculate height using tables below.  
(See The 'MUST' Explanatory Booklet for details of other alternative measurements (knee height and demispan) that can also be used to estimate height).

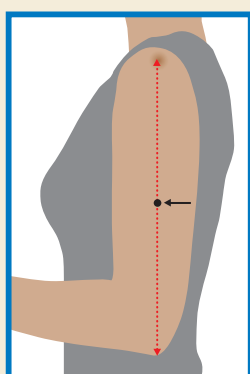
### Estimating height from ulna length



Measure between the point of the elbow (olecranon process) and the midpoint of the prominent bone of the wrist (styloid process) (left side if possible).

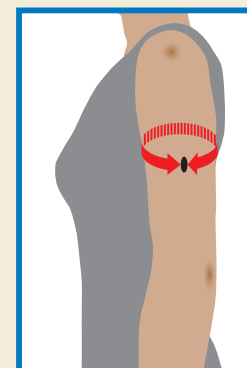
Height (m)	men (<65 years)	1.94	1.93	1.91	1.89	1.87	1.85	1.84	1.82	1.80	1.78	1.76	1.75	1.73	1.71
	men (≥65 years)	1.87	1.86	1.84	1.82	1.81	1.79	1.78	1.76	1.75	1.73	1.71	1.70	1.68	1.67
Ulna length (cm)		32.0	31.5	31.0	30.5	30.0	29.5	29.0	28.5	28.0	27.5	27.0	26.5	26.0	25.5
Height (m)	Women (<65 years)	1.84	1.83	1.81	1.80	1.79	1.77	1.76	1.75	1.73	1.72	1.70	1.69	1.68	1.66
	Women (≥65 years)	1.84	1.83	1.81	1.79	1.78	1.76	1.75	1.73	1.71	1.70	1.68	1.66	1.65	1.63
Ulna length (cm)		32.0	31.5	31.0	30.5	30.0	29.5	29.0	28.5	28.0	27.5	27.0	26.5	26.0	25.5
Height (m)	men (<65 years)	1.69	1.67	1.66	1.64	1.62	1.60	1.58	1.57	1.55	1.53	1.51	1.49	1.48	1.46
	men (≥65 years)	1.65	1.63	1.62	1.60	1.59	1.57	1.56	1.54	1.52	1.51	1.49	1.48	1.46	1.45
Ulna length (cm)		25.0	24.5	24.0	23.5	23.0	22.5	22.0	21.5	21.0	20.5	20.0	19.5	19.0	18.5
Height (m)	Women (<65 years)	1.65	1.63	1.62	1.61	1.59	1.58	1.56	1.55	1.54	1.52	1.51	1.50	1.48	1.47
	Women (≥65 years)	1.61	1.60	1.58	1.56	1.55	1.53	1.52	1.50	1.48	1.47	1.45	1.44	1.42	1.40
Ulna length (cm)		25.0	24.5	24.0	23.5	23.0	22.5	22.0	21.5	21.0	20.5	20.0	19.5	19.0	18.5

### Estimating BMI category from mid upper arm circumference (MUAC)



The subject's left arm should be bent at the elbow at a 90 degree angle, with the upper arm held parallel to the side of the body. Measure the distance between the bony protrusion on the shoulder (acromion) and the point of the elbow (olecranon process). Mark the mid-point.

Ask the subject to let arm hang loose and measure around the upper arm at the mid-point, making sure that the tape measure is snug but not tight.



If MUAC is <23.5 cm, BMI is likely to be <20 kg/m<sup>2</sup>.

If MUAC is >32.0 cm, BMI is likely to be >30 kg/m<sup>2</sup>.

The use of MUAC provides a general indication of BMI and is not designed to generate an actual score for use with 'MUST'. For further information on use of MUAC please refer to *The 'MUST' Explanatory Booklet*.