



University
Hospitals Sussex
NHS Foundation Trust

Treatment of Hypergranulation using Trimovate Cream

Patient information

What is Hypergranulation?

Hypergranulation tissue is also referred to as proud tissue.

Hypergranulation is when there is too much tissue in the wound bed, which results in a raised mass (or lump) of tissue over the wound.

This tissue is bright red in colour, bleeds easily and has a jelly-like texture. It will often be found in nodular bumps. It may affect the whole wound bed or part of the wound bed.

Hypergranulation tissue behaves like a mountain that stops healthy skin cells growing across the wound surface underneath it. It slows down the wound healing process.

How does Trimovate cream work?

Trimovate is a yellow cream that is used to treat Hypergranulation. It is applied directly onto the wound bed.

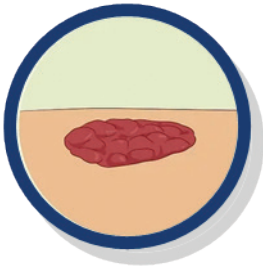
The three active ingredients in Trimovate cream work in different ways to help with skin conditions that are over granulating, itchy and inflamed:

- **Clobetasone butyrate** is a type of medicine called a topical corticosteroid that is used to reduce inflammation in the skin. It works inside the skin cells to stop the release of inflammatory substances that cause swelling, redness and itching. Clobetasone is a moderate strength corticosteroid.
- **Oxytetracycline** is an antibiotic medicine used to treat infections. It works by preventing bacteria from producing proteins that are essential to them. Without these proteins the bacteria cannot grow, replicate and increase in numbers.
- **Nystatin** is an antifungal medicine that kills fungi and yeasts such as Candida by interfering with their cell membranes.

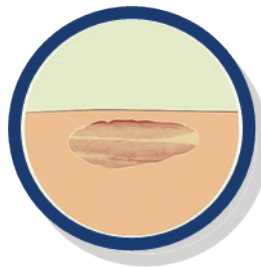
How to apply Trimovate Cream

Use this cream once per dressing change.

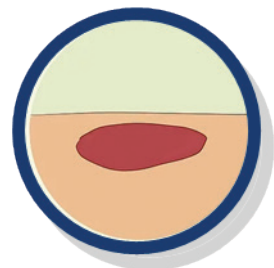
- 1 Wash your hands thoroughly.
- 2 Clean your wound as directed by your plastic surgery nurse specialist.
- 3 Apply the cream thinly and gently. Use only enough to cover the over-granulation area.
- 4 Clean the Trimovate cream off your hands straight after application.
- 5 Apply the primary dressing that you have been given over the top of the Trimovate Cream to prevent other dressings sticking to the affected area.



*Hypergranulation
present on
wound bed*



*Trimovate cream
applied to wound
bed*



*Tissue flattened
post treatment*

If the condition of your wound has not improved after seven days, your treatment and diagnosis will be reviewed.

Who can I contact for further information and advice?

Please contact the Plastic Surgery Department at The Royal Sussex County Hospital on uhsussex.plasticsteam@nhs.net with any queries.

This leaflet is intended for patients receiving care in Brighton & Hove or Haywards Heath

Ref. number: 2224

Publication date: 05/2023

Review date: 05/2026

© University Hospitals Sussex NHS Foundation Trust Disclaimer:

The information in this leaflet is for guidance purposes only and is in no way intended to replace professional clinical advice by a qualified practitioner.

