



**University
Hospitals Sussex**
NHS Foundation Trust

Dislocation of finger

Information for patients who do not
need a follow up appointment.

Physiotherapy department

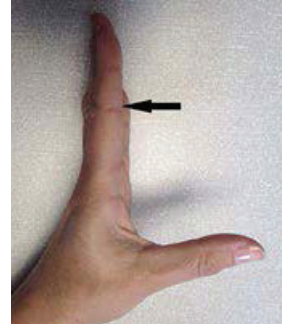
Patient information

What is this information about?

This information is about dislocation of finger.

It tells you:

- How to look after yourself when you go home from hospital
- after a finger dislocation
- What exercises you can do to help heal and strengthen your hand
- What follow-up treatment you might have
- Who to contact if you need further help and support.



What is dislocation of finger injury?

Your fingers are made up of several small bones and each one of these is called a 'phalanx'. These bones are connected to each other in small joints.

A **dislocation** is when one of these joints is disrupted because the bones have moved out of position. The finger may look crooked or bent.

How long is it likely to take for my injury to heal?

It usually takes around twelve weeks for a dislocated finger to heal. You may find it continues to be a bit achy and swollen for a few months after your injury.

Will smoking or vaping slow down my healing?

Yes. Smoking slows healing so if you smoke or vape try to stop or cut down. This is most important in the first two weeks after your injury. If you would like help to stop smoking talk to your GP or visit **Quit smoking** - www.nhs.uk/live-well/quit-smoking/ for further information.

What should I do if I am in pain after my injury?

If you are in pain, take your usual painkillers or painkillers given to you in the emergency department. Follow the dose instructions on the packet. If you are struggling with pain, speak to your GP or pharmacist.

Using ice or cold packs will also help.

Will I have a cast or splint after I have a dislocated finger?

A metacarpal neck fracture is treated with neighbour strapping.

What should I do to care for myself if I have neighbour strapping?

- Wear it to support your finger and reduce pain.
- Do the exercises which are shown later in this information.
- Check your skin under the splint to make sure it is not being damaged.

What should I do if I am struggling with my strapping?

Contact the Virtual Fracture Clinic. We can give you advice or arrange for your strapping to be changed if needed.

Will I have further (follow up) appointments?

You do not require follow up as this injury heals well.



What should I do in the first and second week after my injury?

- Try to rest your hand for the first 24 to 72 hours. However, it is important to maintain movement in your hand. Gently move your hand following the exercises shown. These should not cause too much pain. This will ensure your hand does not become stiff and it will help the healing process.
- You may use your hand for light tasks as comfort allows. Use the splint or strapping for comfort for the first two weeks.
- A cold pack (ice pack or frozen peas wrapped in a damp towel) can provide short term pain relief. Apply this to the sore area for up to 15 minutes, every few hours. The ice must never be in direct contact with the skin.
- Raise your hand above the level of your heart to reduce swelling. You can use pillows to support with this as needed.
- It is important to start gentle exercises straight away to prevent stiffness, get the muscles that support your hand working, and help the healing process. You will find pictures and instructions for your exercises over the page.

What exercises should I start with?

Hand movement:

Move your hand and fingers every now and then throughout the day. Try and follow these images, but don't worry if your hand is too stiff. Avoid exercises that make the pain much worse.



These exercises will help with stiffness and healing.

Try to touch the tip of your thumb to your fingers. **Repeat 5 times.**

Bend and straighten all the joints in your fingers as shown. Do not force the movement, work within your limits. **Repeat 5 times.**



What should I be doing in the third, fourth, and fifth week after my injury?

You can try to stop using the strapping. Begin using your hand for normal tasks, but be guided by your pain levels. Start the below exercises and continue with the earlier ones if your fingers remain stiff.

Finger exercises:



Use your other hand to keep your finger steady and bend and straighten the finger joint nearest your palm. **Repeat 5 times.**



Use your other hand to keep your finger steady and bend and straighten the finger joint nearest the end of your finger. **Repeat 5 times.**

What should I be doing six weeks after my injury?

The injury has healed.

You can return to normal activities guided by pain.

Heavy tasks, lifting, and impact may still cause some discomfort and swelling. Return gradually to these types of activities.

When should I contact Virtual Fracture Clinic?

Please contact the Virtual Fracture Clinic if you:

- Are concerned about your symptoms, especially 6 weeks after your injury.
- Are struggling to return to exercise or your usual activities 6 to 8 weeks after your injury.
- Would like further information or support after you have read this information.

When can I start driving?

You can return to driving when:

- You can move comfortably and no longer require a splint.
- You can safely deal with all emergency situations without being in pain or hesitating. For example, you must be able to stop the car quickly and in full control and safely avoid obstacles.
- You are covered by your insurance company.

Be aware

Always try driving in a safe place first.

How can I get a note for work?

Please contact the Virtual Fracture Clinic.

How do I contact the Virtual Fracture Clinic?

Call or leave a message on:

Worthing 01903 205111 Ext. 86312

St Richards 01243 788122 Ext. 35503

uhsussex.vfc@nhs.net

Working hours: Monday to Friday 8.30am to 4.30pm.

We aim to respond to messages within 24 hours during these times. At times you may receive a call outside of these hours.

**Today's research is tomorrow's treatments.
That's why UHSx is proud to be a research-active Trust.**

Find out how you can get involved. Visit our website
**[www.uhsussex.nhs.uk/research-and-innovation/
information-for-patients-and-public](http://www.uhsussex.nhs.uk/research-and-innovation/information-for-patients-and-public)**
or scan the QR code



This leaflet is intended for patients receiving care
in St Richard's Hospital and Worthing Hospital.

Ref. number: 2699 Publication date: 02/2026 Review date: 02/2029

© University Hospitals Sussex NHS Foundation Trust Disclaimer:
The information in this leaflet is for guidance purposes only and is in no way
intended to replace professional clinical advice by a qualified practitioner.

